

**Student Satisfaction Survey on Teaching Learning Process**



1. How much of the syllabus was covered in the class ?

 Copy chart

119 responses

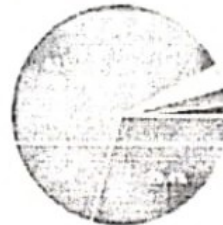


- 4 - 85 to 100%
- 3 - 70 to 84%
- 2 - 55 to 69%
- 1 - 30 to 54%
- 0 - Below 30%

2. How well did the teachers prepare for the classes ?

 Copy chart

119 responses



- 4 - Thoroughly
- 3 - Satisfactorily
- 2 - Poorly
- 1 - Indifferently
- 0 - Won't teach at all

3. How well ere the teachers able to communicate ?

 Copy chart

119 responses




- 4 - Always effective
- 3 - sometimes effective
- 2 - Just satisfactorily
- 1 - Generally ineffective
- 0 - Very poor communication

4. The teacher's approach to teaching can best be described as

 Copy chart

119 responses



- 4 - Excellent
- 3 - Very good
- 2 - Good
- 1 - Fair
- 0 - Poor

5. Fairness of the internal evaluation process by the teachers.

 Copy chart

119 responses



- 4 - Always fair
- 3 - Usually fair
- 2 - Sometimes unfair
- 1 - Usually unfair
- 0 - Unfair

Questions Responses **119** Settings

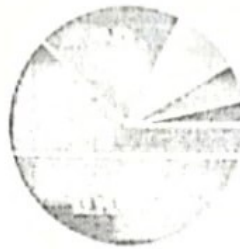
Total



6. Was your performance in assignments discussed with you?

Copy chart

119 responses




- 4 - Every time
- 3 - Usually
- 2 - Occasionally/Sometimes
- 1 - Rarely
- 0 - Never

7. The institute takes active interest in promoting internship, student exchange, field visit opportunities for students.

Copy chart

119 responses



- 4 - Regularly
- 3 - Often
- 2 - Sometimes
- 1 - Rarely
- 0 - Never

8. The teaching and mentoring process in your institution facilitates you in cognitive, social and emotional growth.

Copy chart

119 responses



- 4 - Significantly
- 3 - Very well
- 2 - Moderately
- - Marginally
- 0 - Not at all

9. The institution provides multiple opportunities to learn and grow.

Copy chart

119 responses



- 4 - Strongly agree
- 3 - Agree
- 2 - Neutral
- 1 - Disagree
- 0 - Strongly disagree

10. Teachers inform you about your expected competencies, course outcomes and programme outcomes.

Copy chart

119 responses



- 4 - Every time
- 3 - Usually
- 2 - Occasionally/Sometimes
- 1 - Rarely
- 0 - Never



11. Your mentor does a necessary follow-up with an assigned task to you.

Copy chart

119 responses




- 4 - Every time
- 3 - Usually
- 2 - Occasionally/Sometimes
- 1 - Rarely
- 0 - I don't have a mentor

12. The teachers illustrate the concepts through examples and applications.

Copy chart

119 responses

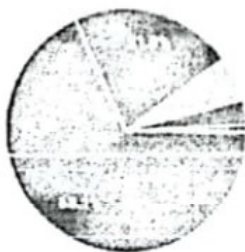


- 4 - Every time
- 3 - Usually
- 2 - Occasionally/Sometimes
- 1 - Rarely
- 0 - Never

13. The teachers identify your strengths and encourage you with providing right level of challenges .

Copy chart

119 responses



- 4 - Fully
- 3 - Reasonably
- 2 - Partially
- 1 - Slightly
- 0 - Unable to






14. Teachers are able to identify your weaknesses and help you to overcome them.

119 responses

Copy chart



- 4 - Every time
- 3 - Usually
- 2 - Occasionally/Sometimes
- 1 - Rarely
- 0 - Never

15. The institution makes effort to engage students in the monitoring, review and continuous quality improvement of the teaching learning process.

119 responses

Copy chart




- 4 - Strongly agree
- 3 - Agree
- 2 - Neutral
- 1 - Disagree
- 0 - Strongly disagree

16. The institute/ teachers use student centric methods, such as experiential learning, participative learning and problem solving methodologies for enhancing learning experiences

119 responses

Copy chart



- 4 - To a great extent
- 3 - Moderate
- 2 - Some what
- 1 - Very little
- 0 - Not at all

17. Teachers encourage you to participate in extracurricular activities.

119 responses

Copy chart



- 4 - Strongly agree
- 3 - Agree
- 2 - Neutral
- 1 - Disagree
- 0 - Strongly disagree



18. Efforts are made by the institute/ teachers to inculcate soft skills, life skills and employability skills to make you ready for the world of work.

119 responses



- 4 - To a great extent
- 3 - Moderate
- 2 - Some what
- 1 - Very little
- 0 - Not at all

19. What percentage of teachers use ICT tools such as LCD projector, Multimedia, etc. while teaching.


119 responses



- 4 - Above 90%
- 3 - 70 - 89%
- 2 - 50 - 69%
- 1 - 30 - 49%
- 0 - Below 29%

20. The overall quality of teaching-learning process in your institute is very good.

119 responses



- 4 - Strongly agree
- 3 - Agree
- 2 - Neutral
- 1 - Disagree
- 0 - Strongly disagree

21. Give three observation / suggestions to improve the overall teaching - learning experience in your institution.

119 responses

- No
- Good
- Good
- Very good
- No
- Nothing

*[Signature]*  
**Principal**  
 A.M.A & N.C.S. College  
 Rajapur, Dist. Ratnagiri



Rayata Shikshan Sanstha's  
Abasaheb Marathe Arts & New Commerce, Science College,  
(vikhare - Gothane) Rajapur, Dist. Ratnagiri

*Affiliated to University of Mumbai, Mumbai*

*Reaccredited with B<sup>+</sup> grade by NAAC/ Best College Award by University of Mumbai, Mumbai*

### **Student Satisfaction Survey report**

Abasaheb Marathe college, Rajapur has been constantly involved in enhancing the academic growth of students with regards to teaching & learning process. Every year before the completion of the final semester examination & online feedback is taken to know the area of improvement & the same is implemented as & when required. A student Satisfaction Survey can help educators identify areas of the curriculum, teaching methods & resources that need improvements, The survey gives opportunity to students to access the level of their satisfaction, grievances & appreciation in relation to academic & non-academic services which are rendered by the institution to student community. The questionnaire is distributed amongst the student with the aim to receive feedback from students.

A total of 20 questions had been given to students for feedback with the objective to cover the following mentioned areas.

1. Infrastructure & other Related Facilities
2. Standard & quality of student support service
3. Efficiency of communication
4. Adequacy, accessibility & quality of teaching, learning process & resources
5. Academic staff performance
6. Assessment method & their effectiveness
7. Overall Student Satisfaction level

The least 21<sup>st</sup> questions is given for any suggestions. Most of the student expressed their contentment/ happiness towards syllabus completion, quality of teaching & internal evaluation fairness students are satisfied towards academic growth, learning opportunities & career guidance.

More Credit is given to quality of teaching learning process of college by students. Given observations / suggestion to improve the overall teaching learning experience were implemented.



*(Signature)*  
**Principal**

A.M.A & N.C.S. College  
Rajapur, Dist. Ratnagiri